





excalibur[®]

RPM: 500/400

CW: 30°

CCW: 150°

TORQUE: 4

		TAPER	Ø
E20 SMALL		5%	0,20
E25 REGULAR		5%	0,25
E35 MEDIUM		5%	0,35
E45 LARGE		5%	0,45

GENERAL CHARACTERISTICS

Reciprocating system • Single file system • Integrated conductivity

excalibur[®]



KFile

#10



Irrigate, recapitulate with a 10 file and re-irrigate after removing each rotary file

Glide Path



E20

SMALL



E25

REGULAR

85% of cases



E35

MEDIUM



E45

LARGE

RPM: 500/400 • CW: 30°
CCW: 150° • Torque: 4

Shaping & Finishing